


Quantum[®]

Total Ankle System

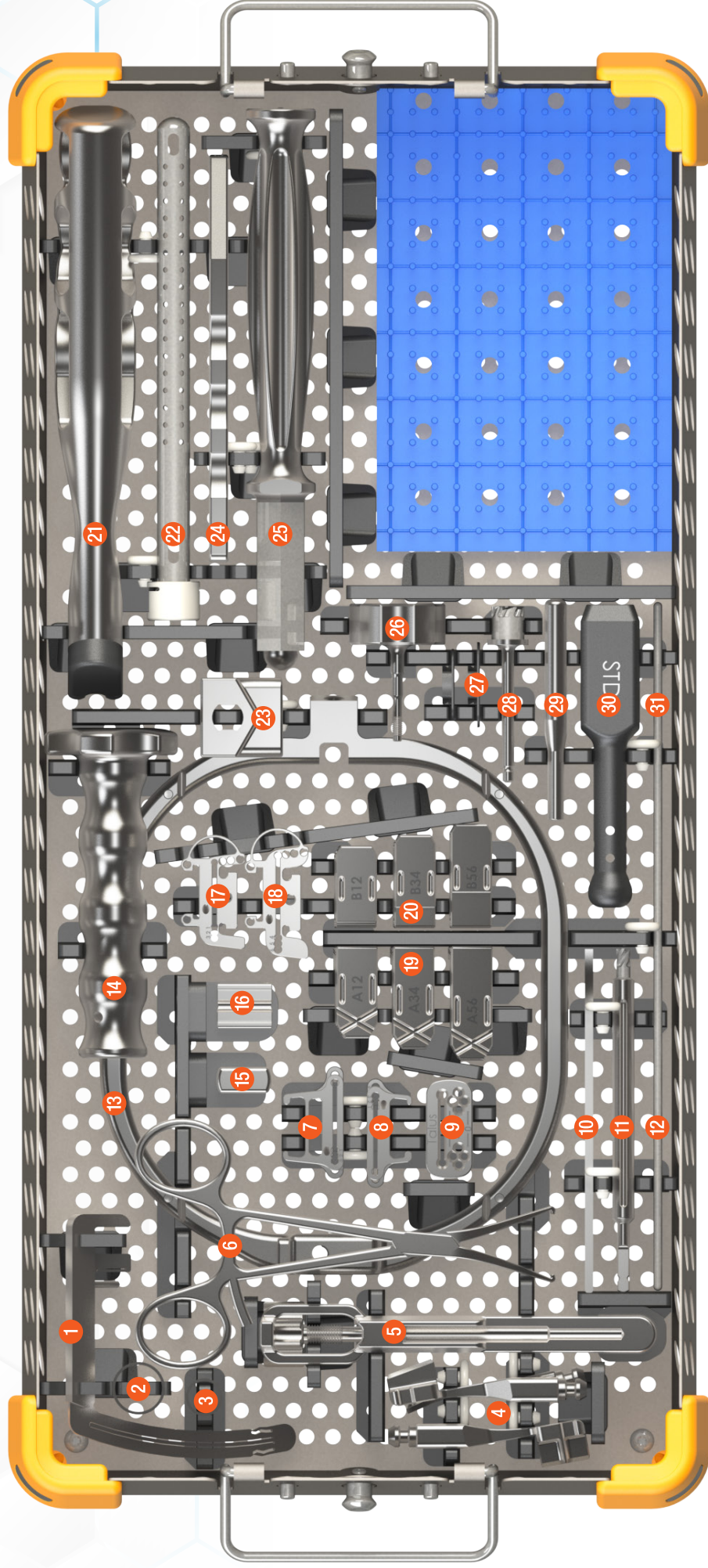


INSTRUMENT SET LAYOUT



Quantum[®] Total Ankle System

GENERAL TRAY CONTENTS

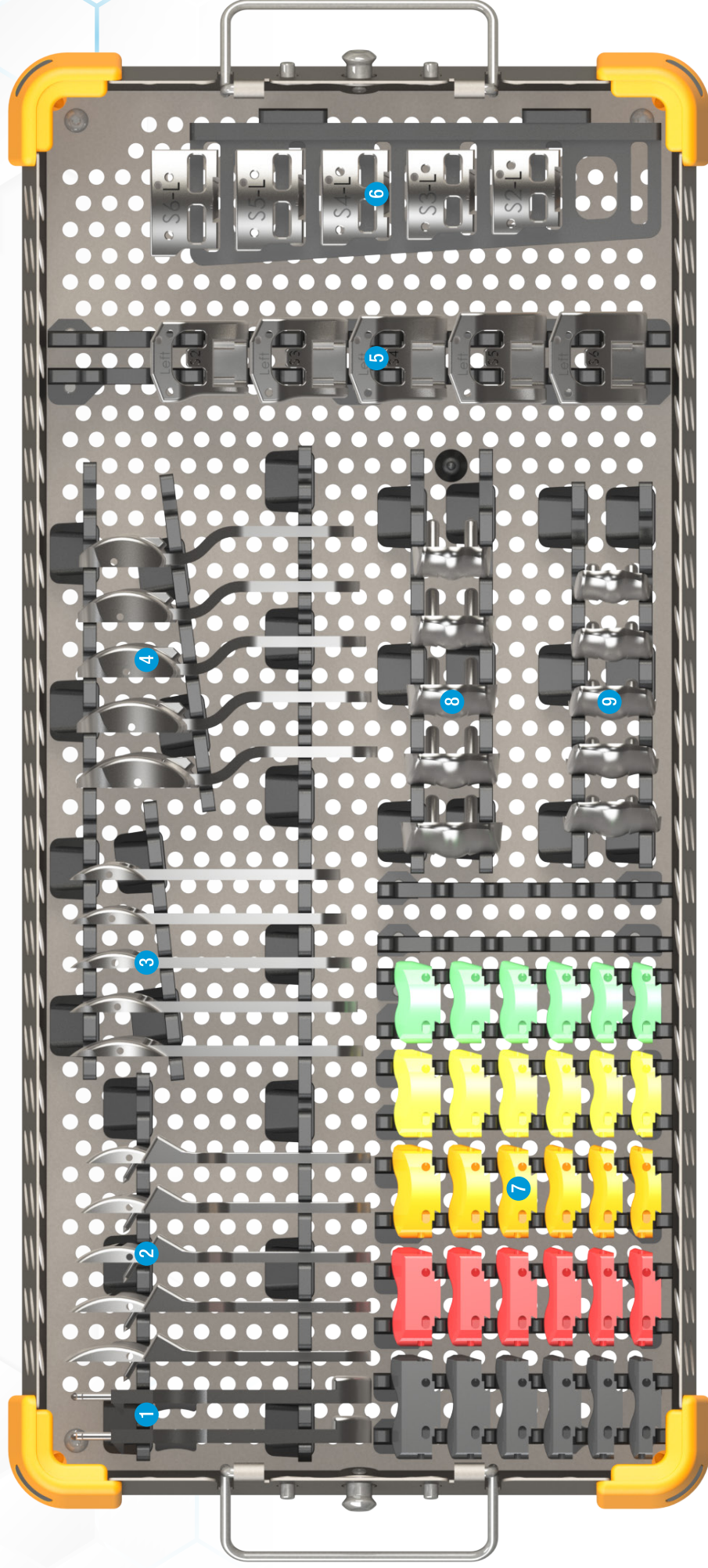


1 Visualization Bow	M05 00891	18 Resection Guides for Tibial PSI	M05 00821	27 Articular Surface Protectors	M05 01301
2 Control Cylinder for Flat-Cut Talus	M05 01171	Sizes 2-3	M05 00831	Sizes 2-3	M05 01311
3 Control Cylinder for Standard Talus	M05 00901	Sizes 4-6	M05 00841	Sizes 4-6	M05 00701
4 Tibial Broaches and Impactor				28 Anterior Chamfer Reamer	M05 00971
AP Tibial Broach	M05 02071			29 Pin Pusher	M05 00961
ML Tibial Broach	M05 02081			30 Gap Sizer	M05 00711
Final Tibial Broach	M05 02061			31 2.5mm Tibial Drill (Beneath Tibial Axis)	
Impaction Plate	M05 01901			Drills and K-wires	
5 Tibial Implant Holder Components				2.5 x 70mm K-wire	K10 NS257
Tibial Implant Holder	M05 01911			2.5 x 100mm K-wire	K10 NS251
Tibial Implant Holder Guide (Male)	M05 02091			2.5mm Tibial Drill	M05 00711
Tibial Implant Holder Locking Screw	M05 02101			2.5 x 70mm Olive Wire (US Only)	M05 01232
6 Implant and Trial Holder	M05 00741			2.5 x 100mm Olive Wire	M05 01231
7 Reusable FC Talus Resection Guides					
Sizes 2-3	M05 01461				
Sizes 4-6	M05 01471				
8 Reusable STD Talus Resection Guides					
Sizes 2-3	M05 01441				
Sizes 4-6	M05 01451				
9 Recut Block	M05 00881				
10 Insert Extractor (x2)	M05 01161				
11 Talus Peg Drills					
Cannulated Peg Drill (for Standard Talus)	M05 00661				
Cannulated Peg Drill (for Flat-Cut Talus)	M05 00671				
12 Tibial Axis	M05 00911				
13 Impaction Frame Quick Coupling	M05 02111				
14 Impaction Frame Handle	M05 01491				
15 Impactor Screw	M05 01501				
16 Tibial Implant Holder Guide (Male)	M05 01931				
17 Reusable Tibial Resection Guide (Sizes 2-3)	M05 01421				
18 Reusable Tibial Resection Guide (Sizes 4-6)	M05 01431				
19 Resection Guides for Tibial PSI					
A12					
A34					
A56					
20 Resection Guides for Talus PSI					
B12					
B34					
B56					
21 Talus Implant Impactor					
22 K-wire Storage Tube (x2)					
23 Tibial Impaction Guide (Female)					
24 Pin Puller*					
25 Corner Chisel					
26 Hockey Stick (Beneath Corner Chisel)					
27 Scroll Wheel					
28 Anterior Chamfer Reamer					
29 Pin Pusher					
30 Gap Sizer					
31 2.5mm Tibial Drill (Beneath Tibial Axis)					



Quantum[®] Total Ankle System

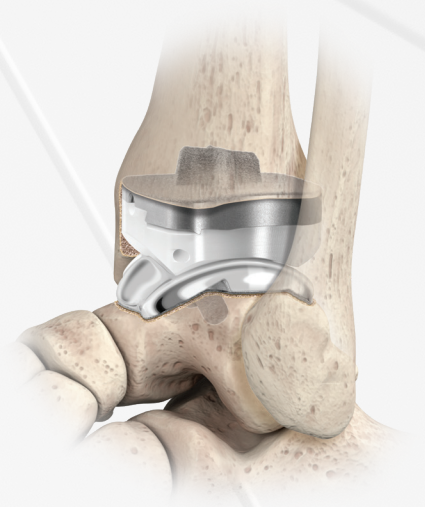
SIDE SPECIFIC TRAY CONTENTS



1 Insert Trial Handle (x2)	M05 00253		
2 Talar Chamfer Resection Guides			
Size 2	M05 00991		
Size 3	M05 01001		
Size 4	M05 01011		
Size 5	M05 01021		
Size 6	M05 01031		
3 Standard Talar Templates			
Size 2	M05 01051		
Size 3	M05 01061		
Size 4	M05 01071		
4 Flat-Cut Talar Templates			
Size 2	M05 01111		
Size 3	M05 01121		
Size 4	M05 01131		
5 Tibial Broach Guides			
Left:			
Size 2	M05 01951		M05 00201
Size 3	M05 01961		M05 02021
Size 4	M05 01971		M05 02031
Size 5	M05 01981		M05 02041
Size 6	M05 01991		M05 02051
Right:			
Size 2	M05 00491		M05 00431
Size 3	M05 00501		M05 00441
Size 4	M05 00511		M05 00451
Size 5	M05 00521		M05 00461
Size 6	M05 00531		M05 00471
6 Tibial Trials			
Left:			
Size 2	M05 00203		
Size 3	M05 00204		
Size 4	M05 00205		
Size 5	M05 00206		
Size 6	M05 00207		
Right:			
Size 2	M05 00208		
Size 3	M05 00209		
Size 4	M05 00210		
Size 5	M05 00211		
Size 6	M05 00212		
7 Insert Trials			
Left:			
Size 2	M05 00213		
Size 3	M05 00214		
Size 4	M05 00215		
Size 5	M05 00216		
Size 6	M05 00217		
Right:			
Size 2	M05 00218		
8 Flat-Cut Talar Trials			
Left:			
Size 2	M05 00163		
Size 3	M05 00164		
Size 4	M05 00165		
Size 5	M05 00166		
Size 6	M05 00167		
Right:			
Size 2	M05 00173		
Size 3	M05 00174		
Size 4	M05 00175		
Size 5	M05 00176		
Size 6	M05 00177		
9 Standard Talar Trials			
Left:			
Size 2	M05 00223		
Size 3	M05 00224		
Size 4	M05 00225		
Size 5	M05 00226		
Size 6	M05 00227		
Right:			
Size 2	M05 00233		
Size 3	M05 00234		
Size 4	M05 00235		
Size 5	M05 00236		
Size 6	M05 00237		
Size 7	M05 00238		
Size 8	M05 00239		
Size 9	M05 00240		
Size 10	M05 00241		
Size 11	M05 00242		
Size 12	M05 00243		
Size 13	M05 00244		
Size 14	M05 00245		
Size 15	M05 00246		
Size 16	M05 00247		
Size 17	M05 00248		

Quantum[®]

Total Ankle System



Regulatory Information

RECOMMENDATION

It is recommended to carefully read the instructions for use available in the package insert.

REIMBURSEMENT

Reimbursement may vary from country to country. Check with local authorities.

MANUFACTURER

In2Bones SAS
28, chemin du Petit Bois
69130 Ecully – FRANCE
Tél : +33 (0)4 72 29 26 26
Fax : +33 (0)4 72 29 26 29

DOCUMENT

Reference: TL_DIG_QUANTUM_EN_122024

Availability of these products might vary from a given country or region to another, as a result of specific local regulatory approval or clearance requirements for sale in such country or region.

Always refer to the appropriate instructions for use for complete clinical instructions. Non contractual document. The manufacturer reserves the right, without prior notice, to modify the products in order to improve their quality.

CAUTION: Federal law (USA) restricts this device to sale and use by, or on the order of a physician.

Except otherwise specified, all commercial trademarks used in this document, In2Bones and the In2Bones logo are trademarks or registered trademarks of In2Bones or its subsidiaries.

EC Classification (EC Directive MDD 93/42/EC):

Implant: CE Class IIb - CE2797

Instruments connected to a power driver: class IIa - CE2797

Trial implants: Class IIa - CE2797

EC Regulation 2017/745/EC:

Invasive reusable surgical instruments: Class Ir - CE2797

Other instruments: Class I - CE



In2Bones USA
6000 Poplar Ave., Suite 115
Memphis, TN 38119
844 602 6637
www.conmed.com/in2bones

In2Bones SAS
28, chemin du Petit Bois
69130 Ecully
France
+33 (0)4 72 29 26 26

CONMED Corporation
11311 Concept Blvd
Largo, FL 33773
USA

™ and © denote Trademarks and Registered Trademarks of CONMED or its affiliates. Patent pending.
©2024 CONMED Corporation. All Rights Reserved.

All content contained herein is furnished for informational purposes only. In2Bones does not recommend a particular surgical product or procedure suitable for all patients. Each surgeon must evaluate the appropriateness of a device and corresponding techniques based on medical training, clinical judgment and surgical experience. The proper surgical technique and/or procedure are the responsibility of the medical professional. Indications, contraindications, warnings, and precautions are listed in the implant package insert and should be reviewed carefully by the physician and operating room personnel prior to any proposed procedure. Availability of these products might vary from a given country or region to another as a result of specific local regulatory approval or clearance requirements for sale in such country or region.

CAUTION: Federal law (USA) restricts this device to sale and use by, or on the order of a physician.

TL_DIG_QUANTUM_EN_122024