



Precisor BRONCHO®

Disposable Pulmonary Biopsy Forceps

The Precisor BRONCHO® disposable pulmonary biopsy forceps are ideal for obtaining tissue specimens from the airway. A streamlined jaw assembly and high performance handle ensure optimal control and tactile feel, resulting in fast and easy removal of biopsy specimens.



Features and Benefits

Cam Design Jaws

Precise cutting action – large jaw sample capacity – endoscopic channel friendly

Channel-Guard® Coated Shaft

Enhanced pushability – reduced wear on biopsy channel

Streamlined Jaw Assembly

Designed to traverse bends more effectively – fast and easy removal of biopsy specimens

High Performance Handle


Optimal control and tactile feel – ergonomically designed for comfort

To learn more about the innovative CONMED products,
call **1-866-4CONMED** or visit **www.CONMED.com**

Design Comparison

Precisor BRONCHO® vs. Competitive Twin Wire

Jaw Opening
Span Comparison



The Precisor BRONCHO® Forceps (left) has a wide jaw span



The Precisor BRONCHO® Forceps (left) has high capacity jaws

Comparative View from Bronchoscope

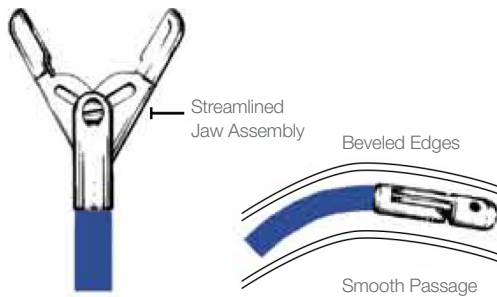
Precisor BRONCHO®

Twin Wire Design



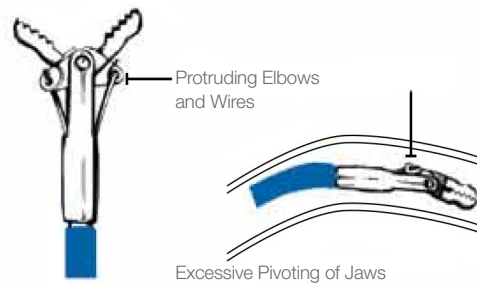
Precisor BRONCHO® streamlined jaw assembly provides a clear endoscopic view of the tissue site. Competitive twin wire designs have protruding components that may obstruct endoscopic view.

Cam Design



The Precisor BRONCHO® Forceps has internal working components to help maintain biopsy channel integrity.

Twin Wire Design



Accessories with protruding components can cause excessive biopsy channel damage and result in substantial scope repair costs.

Ordering Information

Description	Shaft Length	Jaw O.D.	Unit	Catalog Number
Oval Cup (coated)	115mm	1.8mm	10/box	100502
Oval Cup (uncoated)	115mm	1.8mm	10/box	100506
Alligator Cup (coated)	115mm	1.8mm	10/box	100503
Alligator Cup (uncoated)	115mm	1.8mm	10/box	100507