



AirSeal[®]

CLINICAL INSUFFLATION



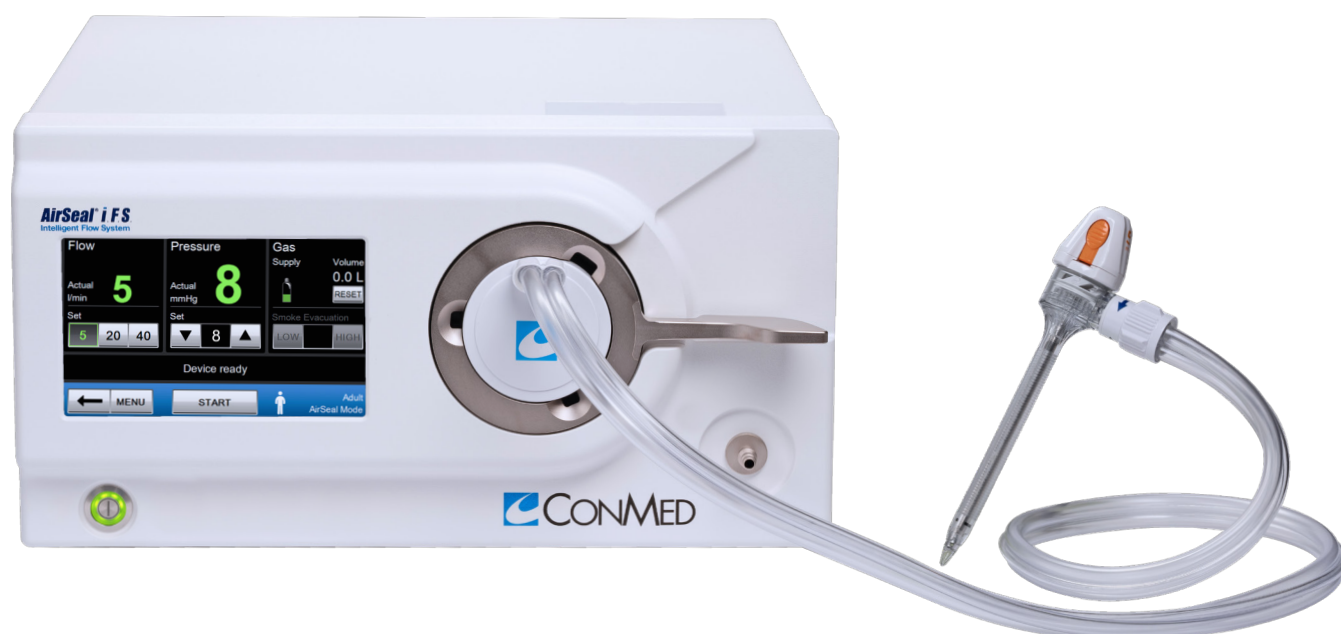
PRESSURE PRECISION

AirSeal[®] enables you to perform surgery at low pressure with confidence, knowing you will maintain your working space. Unlike conventional high-flow insufflation, AirSeal[®] maintains a stable pneumoperitoneum even with large leaks and heavy suction.^{1,2}

The only insufflator backed by **CLINICAL DATA***

Surgeons migrated toward minimally invasive surgery to offer patients less impact, fewer complications, and a shorter hospital stay.¹⁻¹³

What if an insufflator could take those benefits one step further?



▲ **DID YOU KNOW?**

Peer-reviewed data demonstrates that AirSeal® at low pressure positively contributes to ERAS protocols.¹¹

Clinical studies demonstrated the benefits of a low-pressure approach with AirSeal® compared to standard insufflation, including improved anesthesia metrics and reduced postoperative pain.^{3-5,9-13}

* Based on a 2024 Market Analysis



An Approach to **IMPROVE OUTCOMES**

Eight published studies showed that operating at **low pressure** with AirSeal[®] yielded a **reduction in postoperative pain scores**.^{3-5,9-13}


With AirSeal[®] you can:

ENHANCE PATIENT BENEFITS

- Improve intraoperative respiratory parameters^{1-3,11}
- Reduce warm ischemia time¹⁴
- Reduce postoperative ileus rates¹⁵
- Reduce PACU time and length of stay^{9,11}

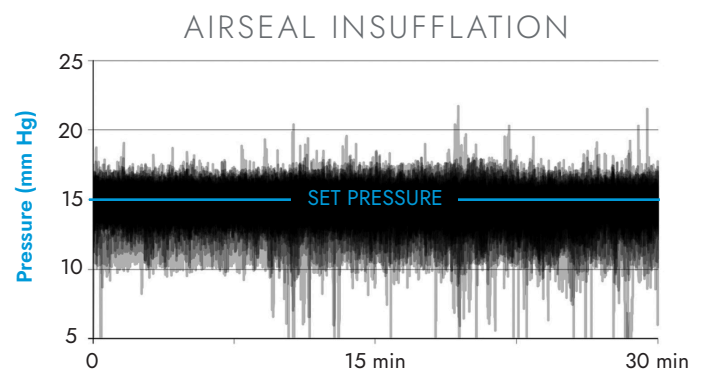
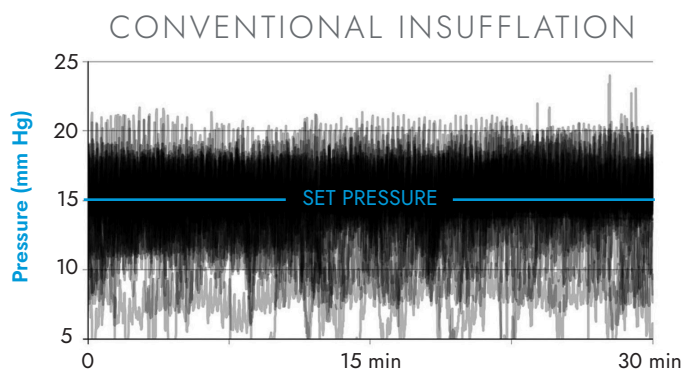
IMPROVE SURGICAL EFFICIENCY

- Maintain stable pneumoperitoneum¹⁶
- Ensure visibility with smoke evacuation
- Reduce procedure time^{9,14,17,18}



AirSeal[®]'s patented design delivers unmatched pressure control. With a **stable pneumoperitoneum**, you can operate at lower pressure, enhancing your patient experience and outcomes.

Reduce Pressure Variability



Groundbreaking technology comes with a cost... **REDUCTION**

Operating with AirSeal[®] has allowed our customers to:

- Decrease PACU time^{9,11}
- Reduce length of stay^{9,11}
- Lower 30-day ER visits and readmissions⁵

If our recovery rooms are full then we can't move on to the next patient. And so, it helps the hospital and everyone overall if we can get the patients home faster.

BAHAREH M. NEJAD, MD[†]

Director of Robotic Surgery and Clinical Professor of Obstetrics and Gynecology, UC Davis Health



The Financial Impact of Low Pressure

RONNEY ABAZA, MD

Urology

LOS Reduction of 0.43 days =
+\$989 in margin⁵

BRUCE RAMSHAW, MD

General, hernia

LOS Reduction of 1.5 days =
+\$3,450 in margin⁹

QUENTIN DENOST, MD, PhD

Colorectal

LOS Reduction of 1 days =
+\$2,300 in margin⁴

DANA TELEM, MD

General, gallbladder

LOS Reduction of 10 hours =
+\$958 in margin¹⁹

[†] Paid CONMED consultant

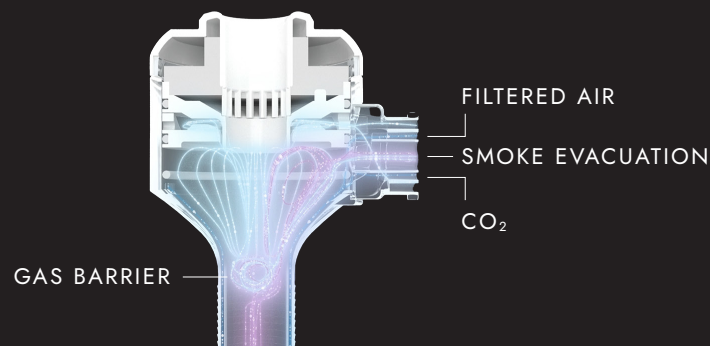
^{**} Data on file according to Kaiser Family Foundation Cost per Day 2019 for Ohio for-profit hospitals

^{***} Based on the assumption that reduced length of stay reduces hospital costs

How AirSeal[®]

WORKS DIFFERENTLY

A proprietary cannula design creates a responsive gas barrier, ensuring CO₂ flow and pressure consistency. This enables precision at low pressure without compromising surgical exposure.



AirSeal[®] is the **ONLY** insufflation system proven to enable a low pressure approach across multiple specialties and procedures, including robotic-assisted techniques.*

* Based on a 2024 Market Analysis

▲ SEEING IS BELIEVING.

Schedule a procedure with AirSeal[®] and experience the difference.

Contact your CONMED Representative today.



REFERENCES

1. Sroussi J, Elies A, Rigouzzo A, et al. Low pressure gynecological laparoscopy (7mmHg) with AirSeal® System versus a standard insufflation (15mmHg): A pilot study in 60 patients. J Gynecol Obstet Hum Reprod. 2017;46(2):155-158. doi:10.1016/j.jogoh.2016.09.003
2. Covotta M, Claroni C, Torregiani G, et al. A Prospective, Randomized, Clinical Trial on the Effects of a Valveless Trocar on Respiratory Mechanics During Robotic Radical Cystectomy: A Pilot Study. Anesth Analg. 2017;124(6):1794-1801. doi:10.1213/ANE.0000000000002027
3. Saway JP, McCaul M, Mulekar MS, McMahon DP, Richards WO. Review of Outcomes of Low Verses Standard Pressure Pneumoperitoneum in Laparoscopic Surgery. Am Surg. 2022;88(8):1832-1837. doi:10.1177/00031348221084956
4. Celarier S, Monziols S, Célérier B, et al. Low-pressure versus standard pressure laparoscopic colorectal surgery (PAROS trial): a phase III randomized controlled trial. Br J Surg. 2021;108(8):998-1005. doi:10.1093/bjs/zna069
5. Ferroni MC, Abaza R. Feasibility of robot-assisted prostatectomy performed at ultra-low pneumoperitoneum pressure of 6 mmHg and comparison of clinical outcomes vs standard pressure of 15 mmHg. BJU Int. 2019 Aug;124(2):308-313. doi: 10.1111/bju.14682. Epub 2019 Feb 7. PMID: 30653808.
6. George AK, Wimhofer R, Viola KV, Pernegger M, Costamoling W, Kavoussi LR, Loidl W. Utilization of a novel valveless trocar system during robotic-assisted laparoscopic prostatectomy. World J Urol. 2015 Nov;33(11):1695-9. doi: 10.1007/s00345-015-1521-8. Epub 2015 Mar 1. PMID: 25725807.
7. Desroches B, Porter J, Bhayani S, Figenshau R, Liu PY, Stifelman M. Comparison of the Safety and Efficacy of Valveless and Standard Insufflation During Robotic Partial Nephrectomy: A Prospective, Randomized, Multi-institutional Trial. Urology. 2021 Jul;153:185-191. doi: 10.1016/j.urology.2021.01.047. Epub 2021 Feb 10. PMID: 33577899.
8. Nepple KG, Kallogjeri D, Bhayani SB. Benchtop evaluation of pressure barrier insufflator and standard insufflator systems. Surg Endosc. 2013 Jan;27(1):333-8. doi: 10.1007/s00464-012-2434-x. Epub 2012 Jul 26. PMID: 22833262
9. Ramshaw B, Forman B, Heidel E, Dean J, Gamenthaler A, Fabian M. A Clinical Quality Improvement (CQI) Project to Improve Pain After Laparoscopic Ventral Hernia Repair. Surg Technol Int. 2016;29:125-130.
10. Ramshaw B, Vetrano V, Jagadish M, Forman B, Heidel E, Mancini M. Laparoscopic approach for the treatment of chronic groin pain after inguinal hernia repair : Laparoscopic approach for inguinodynia. Surg Endosc. 2017;31(12):5267-5274. doi: 10.1007/s00464-017-5600-3
11. Foley CE, Ryan E, Huang JQ. Less is more: clinical impact of decreasing pneumoperitoneum pressures during robotic surgery. J Robot Surg. 2021;15(2):299-307. doi:10.1007/s11701-020-01104-4
12. Abaza R, Martinez O, Ferroni MC, Bstee A, Gerhard RS. Same Day Discharge after Robotic Radical Prostatectomy. J Urol. 2019;202(5):959-963. doi:10.1097/JU.0000000000000353
13. Buda A, Di Martino G, Borghese M, et al. Low-Pressure Laparoscopy Using the AirSeal System versus Standard Insufflation in Early-Stage Endometrial Cancer: A Multicenter, Retrospective Study (ARIEL Study). Healthcare (Basel). 2022;10(3):531. Published 2022 Mar 14. doi:10.3390/healthcare10030531
14. Annino, F., Topazio, L., Autieri, D., Verdacchi, T., De Angelis, M., & Asimakopoulos, A. D. (2017). Robotic partial nephrectomy performed with Airseal versus a standard CO2 pressure pneumoperitoneum insufflator: a prospective comparative study. Surgical endoscopy, 31(4), 1583–1590. https://doi.org/10.1007/s00464-016-5144-y
15. Rohloff M, Cacic A, Christensen C, Maatman TK, Lindberg J, Maatman TJ. Reduction in postoperative ileus rates utilizing lower pressure pneumoperitoneum in robotic-assisted radical prostatectomy. J Robot Surg. 2019;13(5):671-674. doi:10.1007/s11701-018-00915-w
16. Bucur P, Hofmann M, Menhadji A, et al. Comparison of Pneumoperitoneum Stability Between a Valveless Trocar System and Conventional Insufflation: A Prospective Randomized Trial. Urology. 2016;94:274-280. doi:10.1016/j.urology.2016.04.022
17. Shahait, M., Cockrell, R., Yezdani, M., Yu, S. J., Lee, A., McWilliams, K., & Lee, D. I. (2019). Improved Outcomes Utilizing a Valveless-Trocar System during Robot-assisted Radical Prostatectomy (RARP). JSLs : Journal of the Society of Laparoendoscopic Surgeons, 23(1), e2018.00085. https://doi.org/10.4293/JLS.2018.00085
18. Paull JO, Parsacandola SA, Graham A, Hota S, Pudalov N, Obias V. The impact of the AirSeal® valve-less trocar system in robotic colorectal surgery: a single-surgeon retrospective review. J Robot Surg. 2021;15(1):87-92. doi:10.1007/s11701-020-01071-w
19. Rashid Kikha, MD, Kristie Price, Vamsi Alli, MD, Aurora Pryor, MD, Gerald Gracia, Jerry Rubano, MD, Jessica Schnur, Dana Telem, MD. Prospective Evaluation of Low Insufflation Pressure Cholecystectomy Using an Insufflation Management System Versus Standard Co2 Pneumoperitoneum. SAGES Published Abstract

ORDERING & PRODUCT INFORMATION

| DESCRIPTION | QTY | CATALOG NUMBER |
|---|--------|----------------|
| AirSeal® iFS Intelligent Flow System (120V) | 1/Unit | AS-IFS1 |
| AirSeal® iFS Intelligent Flow System (230V) | 1/Unit | AS-IFS2 |
| AirSeal® Cart for use with iFS | 1/Unit | AS-ICart |
| Tri-Lumen Filtered Tube Set for use with iFS (AirSeal® Mode) | 6/Box | ASM-EVAC1 |
| Bifurcated Filtered Tube Set (AirSeal® Robotic Solution) | 6/Box | ASM-EVAC1-BI |
| Bifurcated Smoke Evac Filtered Tube Set for use with iFS (Smoke Evacuation Mode) | 6/Box | SEM-EVAC |
| Single Lumen Filtered Tube Set for use with iFS (Standard Insufflation Mode) | 10/Box | SIM-TUB |
| 5mm Access Port and Low Profile Obturator (Bladeless Optical Tip, 75mm Length) | 6/Box | IAS5-75LP |
| 5mm Access Port and Low Profile Obturator (Bladeless Optical Tip, 100mm Length) | 6/Box | IAS5-100LP |
| 5mm Access Port and Low Profile Obturator (Bladeless Optical Tip, 120mm Length) | 6/Box | IAS5-120LP |
| 5mm Smooth Access Port with Blunt Tip (150mm Length) | 1/Box | IASB5-150 |
| 8mm Access Port and Low Profile Obturator (Bladeless Optical Tip, 100mm Length) | 6/Box | IAS8-100LP |
| 8mm Access Port and Low Profile Obturator (Bladeless Optical Tip, 120mm Length) | 6/Box | IAS8-120LP |
| 12mm Access Port and Obturator with Blunt Tip (100mm Length) | 6/Box | IASB12-100 |
| 12mm Access Port and Obturator with Blunt Tip (120mm Length) | 6/Box | IASB12-120 |
| 12mm Access Port and Palm Grip Obturator (Bladeless Optical Tip, 100mm Length) | 6/Box | IAS12-100LPI |
| 12mm Access Port and Palm Grip Obturator (Bladeless Optical Tip, 120mm Length) | 6/Box | IAS12-120LPI |
| 12mm Access Port and Palm Grip Obturator (Bladeless Optical Tip, 150mm Length) | 6/Box | IAS12-150LPI |
| 8mm Cannula Cap and Obturator (Bladeless Optical Tip, Standard Length) for use with da Vinci 8mm cannulas | 6/Box | IAS8-dV |
| 8mm Cannula Cap and Obturator (Bladeless Optical Tip, Long) for use with da Vinci 8mm cannulas | 6/Box | IAS8-dVL |

CONMED Corporation
11311 Concept Blvd.
Largo, FL 33773

Toll Free: 1-866-4CONMED
International: 727-214-3000
www.CONMED.com

customerexperience@conmed.com
internationalorders@conmed.com