




50L Insufflation System

Featuring the fastest flow rate on the market, our 50L Insufflation System provides continuous and constant pressure at the surgical site for uninhibited laparoscopic visualization with an intuitive, easy-to-use design.



3DHD
VISION SYSTEM




DETACHATIP® III
HANDHELD INSTRUMENTS



INSUFFLATION
TUBING SET



DRSHD™ 1080P
IMAGE MANAGEMENT



To learn more about these and other innovative products, call **800-448-6506** or visit **ConMed.com**.

50L INSUFFLATION SYSTEM



IN-LINE WARMER

The Next Generation of Insufflation

ConMed's next generation 50L Insufflation System for laparoscopic surgery safely delivers body temperature gas in a user friendly, single port design that's been ergonomically and economically engineered. Its unique, proprietary features deliver a wide range of benefits designed to provide an optimal experience for surgeons, OR staff members and their patients:

The Market's Fastest Flow Rate

Delivering gas flow at a speed of 50L per minute, this system has the fastest flow rate of any single port insufflator on the market – helping achieve, maintain and replenish pressure quickly to provide clear and consistent laparoscopic visualization. Improved technology allows this insufflator to deliver faster flows through restrictions such as verres needles, insufflating nearly twice as fast as current market leading devices.

Continuous, Constant Pressure

This system features our proprietary Continuous Pressure Sensing (CPS™) technology. As CO₂ exits through the trocars during the procedure, this system automatically monitors and replenishes pressure to help ensure a proper pneumoperitoneum and eliminate the “breathing” effect during high outflow. This feature is especially beneficial during bariatric and pediatric procedures where maintaining accurate pressure and instantly responding to flow requirements is essential.

Simple, Touch Screen Interface

The intuitive, easy-to-use touch screen, helps simplify setup for OR Staff members and provides intraoperative adjustments at their fingertips. The on-screen setup guide makes tailoring the pressure, flow and volume settings to the type of procedure fast and easy.

Two Tank Valve Ensures Consistent Pressure

Unlike other insufflators that often lose significant pressure when a tank needs to be changed, our system features a unique, dual-tank shuttle valve system allowing two tanks to be hooked up at once. This enables a seamless transition from tank to tank with virtually no impact on the surgical site.


Discomfort-Reducing CO₂ Warming

Patients sometimes experience discomfort following laparoscopic procedures due to the use of CO₂ that is cold and dry. This system features CO₂ Warming technology that heats the gas to body temperature before it enters the patient, helping to reduce the potential for hypothermia during surgery.

Enhance Insufflator Safety and Performance with Disposable CPS™ Tubing

Purchase the ConMed Continuous Pressure Sensing (CPS) tubing set with your 50L Insufflator to help provide continuous monitoring of patient pressure. By providing a direct path, this insufflation tubing can deliver an uninterrupted flow of CO₂ to the abdomen that helps improve:

- **Safety** – CPS technology helps the insufflator to respond quickly to leaks and maintain pressure during high outflow.
- **Performance** – Improved accuracy is ideal for sensitive pediatric patients and improved response time helps minimize flow challenges with bariatric patients.
- **Stability** – CPS tubing maintains stable pressure by eliminating the “breathing” effect during high leak situations.



Specifications

50L Insufflator Console (GS2000)

Dimensions: 12 in. (w) x 6 in. (h) x 12 in. (d)
(305 x 153 x 305 mm)

Weight: 11.5 lbs. (4.3 kg)

Input Voltage Range: 90-240 VAC, 50-60 Hz

Protection Class: Class I, Type B

Electrical Leakage: 100 micro amps maximum

CO₂ Warmer (GS1012)

Gas Temperature: 95-106°F (non-adjustable)
(35-40°C)

Dimensions: 1.0 in. (d) x 3.4 in. (l)

Weight: 2.0 oz. (56g)

Certifications

UL-2601-1, CAN/CSA 22.2, IEC (EN)60601-1 IEC (EN) 60601-1-2



525 French Road, Utica, NY 13502

50L
INSUFFLATION
SYSTEM

Ordering Information

Description	Catalog Number
50L Insufflator	GS2000
Hose and Yoke for CO ₂ , E-Tank, 4 ft.	GS1052
DIN477, Hose and Connection for CO ₂ Tank	GS202K
DISS Hose for "wall" CO ₂ 2 ft.	GS1053
Dual Tank Shuttle Valve System	GS2050
Power Cord, 155 VAC 6 ft.	C7104
Power Cord, 230 VAC 10 ft.	C7105
CO ₂ Warmer, in-line, reusable	GS1012
Cleaning Brushes for Warmer assembly, 10/pkg	GS1054
Adapter, CPC to IEC (for C7011 tubing)	GS1050
Adapter, CPC to Luer (for C7010 tubing)	GS1051
Insufflation Tubing Set, disposable, CPC/Luer, w/filter	GS1016
Insufflation Tubing Set, disposable, Luer/Luer, w/filter	C7010*
Insufflation Tubing Set, disposable, IEC/Luer, w/filter	C7011*
CPS Tubing Set, disposable, w/filter	GS1013

*C7010 tubing requires a GS1051 adapter. C7011 tubing requires a GS1050 adapter.
CPS is a trademark of Northgate Technologies, Inc.

Customer Service: 1-800-448-6506
International Sales: 1-315-797-8375
Fax: 1-800-438-3051

ConMed.com
info@mail.conmed.com