

TRACEABLE
CoLink[®] Sfx
IMPLANT SYSTEM



Sterile self-contained procedure kits with **Sfx Wires** and **Caps**

Targeted for temporary fixation and stabilization of
bone fractures and reconstructions

Designed to protect the protruding end of the Sfx Wire



A GLOBAL EXTREMITY COMPANY

CoLink® Sfx

IMPLANT SYSTEM

The CoLink® Sfx Implant System is a collection of implantable Sfx Wires with protective Caps provided in sterile packaging. The Sfx Wires are used as an implant for osteotomies and reconstruction of small bones and joints. The tip protector



Figure A




Figure B

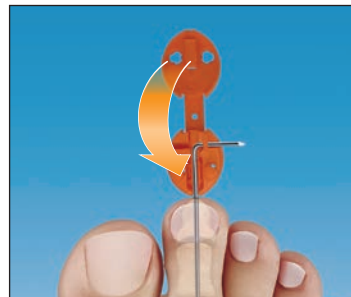


Figure C

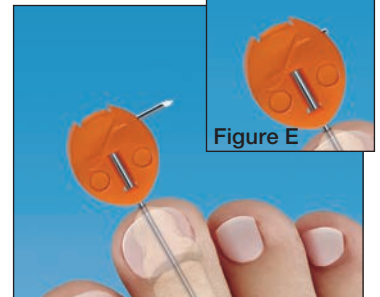


Figure D

CoLink® Sfx Insertion Technique

Standard techniques should be used for incision, exposure, and preparation of the joint, osteotomy, or fracture site.

Align the bones to be fixed in the correct position and insert the Sfx Wire to the desired depth with the proximal end protruding from the bone.

Using a wire bender, bend the CoLink® Sfx Wire to a 90° angle leaving a minimum distance of 12mm between the patient and the bend location. **(Figure A)**

Slide the cap protector onto the Sfx Wire with the wire exiting under the bridge. **(Figure B)**

Rotate the cap around the bent segment of the Sfx Wire while ensuring alignment of the main wire segment with the internal

caps are external devices designed to protect the protruding ends of the Sfx Wire.

All implants and associated caps are provided sterile packaged.

grooves to secure the wire in two planes. **(Figure C)**

Fasten the protective cap by pressing the two sides onto each other until it is securely locked to the Sfx Wire. An audible click will signify that the cap is securely attached. **(Figure D)**

Trim and remove the residual protruding end of the Sfx Wire with a wire cutter. **(Figure E)**

Removal Technique

For the removal of the CoLink® Sfx Implant, rotate the protective cap and wire assembly to release the implant from the bone and soft tissues. Pull the assembly distally to remove the implant from the foot.

Once removed, the cap and CoLink® Sfx Wire are disposed of in accordance to hospital protocol.

Indications for Use

The In2Bones USA CoLink® Sfx Implant System is a system of implantable wires and caps indicated for temporary fixation and stabilization of bone fractures and reconstructions. In addition, the Sfx Wires can be used as guide pins for insertion of other implants. The caps are indicated for use in the protection of protruding ends of wires.

See **Instructions For Use** for more information, including contraindications, warnings, and precautions.

CoLink® Sfx Implant with Cap / Sterile

Reference	Description
K24 SS311	CoLink Sfx Implant - 1.1mm (.045") x 9 inch
K24 SS214	CoLink Sfx Implant - 1.4mm (.054") x 9 inch
K24 SS216	CoLink Sfx Implant - 1.6mm (.062") x 9 inch

All content contained herein is furnished for informational purposes only. In2Bones does not recommend a particular surgical product or procedure suitable for all patients. Each surgeon must evaluate the appropriateness of a device and corresponding techniques based on medical training, clinical judgment and surgical experience. The proper surgical technique and/or procedure are the responsibility of the medical professional. Indications, contraindications, warnings, and precautions are listed in the implant package insert and should be reviewed carefully by the physician and operating room personnel prior to any proposed procedure. Availability of these products might vary from a given country or region to another as a result of specific local regulatory approval or clearance requirements for sale in such country or region.

CAUTION: Federal law (USA) restricts this device to sale and use by, or on the order of a physician.



A GLOBAL EXTREMITY COMPANY

Corporate Headquarters

In2Bones Global, Inc. • Memphis, TN • USA
844. 602. 6637 • Info@i2b-USA.com

International Office

In2Bones SAS • Lyon • France
+33 (0)4 72 29 26 26

In2Bones.com

FOLLOW US....



CoLink and the In2Bones name and logo are trademarks of In2Bones or its affiliates. In2Bones USA Memphis TN, 38119 USA / In2Bones SAS, 69130 Ecully, France - © 2021 In2Bones USA, Memphis, TN • Patent Pending • All rights reserved • SP-17003-01 1220 Rev. A, 0121