



NEW

TenoLok™

Dual Expanding Tenodesis Anchor

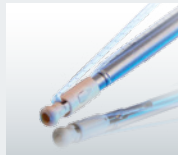
A new addition to CONMED's Shoulder Restoration System™, the versatile new TenoLok™ Dual Expanding Tenodesis anchor is used for tenodesis procedures. The TenoLok is designed to provide strong tendon-to-bone fixation, reduced tendon damage and tendon wrap as well as a fast, efficient technique.



Y-KNOT™ RC
ALL-SUTURE ANCHOR



POPLOK®
KNOTLESS ANCHOR



GENESYS™ CROSSFT™
SUTURE ANCHOR



To learn more about these and other innovative products, call **800-237-0169** or visit **ConMed.com**.

Smarter Tenodesis Starts Here

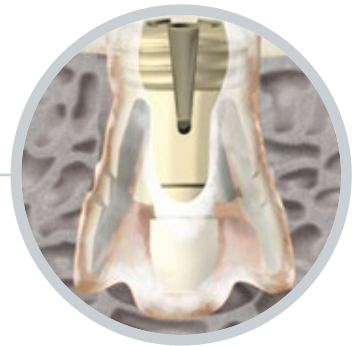
Designed to Minimize Tendon Disruption & Tendon Wrap

Currently a surgeon's primary options for sub-cortical tenodesis fixation are threaded interference screw devices. These can potentially cause the tendon to wrap around the anchor as it screws in or even slice and damage the tendon. To avoid this, the unique dual expanding feature of TenoLok™ anchor provides an all-inside repair that's designed to minimize tendon disruption.



TenoLok™ anchors expand to 7.5mm in the cortex and 10mm sub-cortically for secure fixation.

Cross Section with tendon




“ These are my preferred anchors for tenodesis repairs. The TenoLok's dual fixation provides secure cortical and sub-cortical engagement in bone without causing the tendon damage that I have seen with interference screws. ”

■ Joseph Tauro, M.D.
Ocean County
Sports Medicine
Toms River, NJ

Simple, Reproducible Technique

TenoLok™ anchors feature a fast technique that's designed to help reduce procedure times. Straightforward delivery and fixation combined with no whip-stitching creates a technique that eliminates steps and is easy to learn and replicate. The sliding suture also allows surgeons to gather and tension the tendon prior to fixation for additional ease.

#2 Hi-Fi
Sliding Suture



BEFORE

6.0mm TenoLok™
Non-Deployed

AFTER

6.0mm TenoLok™
Deployed

“ With the simple technique of TenoLok™ anchors, I'm usually able to complete the repair in under ten minutes. ”

■ Brad Bernadini, M.D.
Reconstructive Orthopedics
Vineland, NJ

Versatile for Shoulder, Arthroscopic & Mini-Open

With the ability to be used both arthroscopically and with a mini-open technique, TenoLok™ anchors are a versatile option for a range of biceps tenodesis applications:

Shoulder Biceps Tenodesis

- Suprapectoral
- Subpectoral
- High & low in the groove

SHOULDER
RESTORATION
SYSTEM™



525 French Road, Utica, NY 13502



Ordering Information

Description	Catalog Number
Anchors	
5.0mm TenoLok Tenodesis Anchor with one #2 Hi-Fi® Suture	T50S
6.0mm TenoLok Tenodesis Anchor with one #2 Hi-Fi® Suture	T60S
6.0mm TenoLok Tenodesis Anchor	T60A
Guide Pins and Reamers	
9" High Strength Guide Pin (2.4mm diameter)	9742
6.5mm Badger® Reamer	C8593
7.0mm Badger® Reamer	C8582
7.5mm Badger® Reamer	8593
8.0mm Badger® Reamer	C8599
Optional	
Biceps Tendon Sizing Ring	GFT-SM

Local 727-392-6464
Toll Free 1-800-237-0169

CONMED.com
customer_service@conmed.com