

# Sentinel™

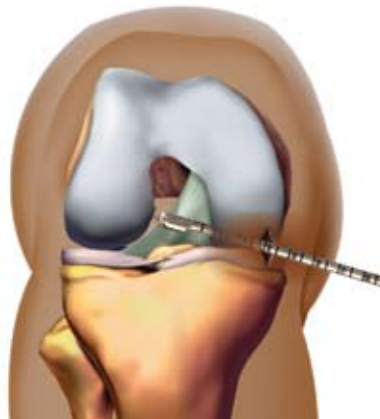
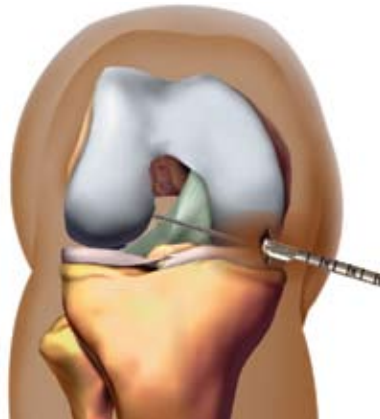
## BONE TUNNEL DRILLING

- Ideal for anatomic cruciate ligament reconstruction
- Supports minimally invasive techniques for anatomic femoral tunnel placement
- For use in either transtibial or anteromedial portal techniques

# Sentinel™ Tunnel Drill Bit

## To Use:


- Access auxillary anteromedial portal with the knee flexed
- Manually advance drill through the skin incision (AM Portal) with the sharp end (cutting flute) facing away from the medial femoral condyle
- Vertical black line on base of the drill should face surgeon and away from condyle
- Hold drill so it does not spin
- Push past PCL
- Place drill bit head directly on the articular surface of the lateral femoral position



This unique drill bit features an eccentric mono-fluted cutting edge for drilling bone tunnels in ACL and PCL reconstruction procedures.

Cannulated for use with a 2.4mm High Strength Guide Pin

Rounded side designed to protect cartilage and soft tissue prior to drilling



### Description

Sentinel, 9" total working length, sterile, single use drill bit (4 per box)

Description	Catalog Number
5.5mm	S8555
6.0mm	S8560
6.5mm	S8565
7.0mm	S8570
7.5mm	S8575
8.0mm	S8580
8.5mm	S8585
9.0mm	S8590
9.5mm	S8595
10mm	S8510
10.5mm	S85105
11mm	S8511
11.5mm	S85115
12mm	S8512
12.5mm	S85125
13mm	S8513
14" High Strength Guide Pin, 2.4mm dia.	9744
Graft Passing Guide Pin, 2.4mm dia.	C8675

### CONMED CORPORATION PRODUCT AREAS:

ARTHROSCOPY • ELECTROSURGERY • ENDOSCOPY • ENDOSURGERY • GASTROENTEROLOGY • INTEGRATED SYSTEMS • PATIENT CARE • POWERED INSTRUMENTS • PULMONOLOGY



11311 Concept Boulevard  
 Largo, FL 33773-4908  
 (727) 392-6464  
 Customer Service: 1-800-237-0169  
 FAX: (727) 399-5256  
 International FAX: +1 (727) 397-4540  
 email: customer\_service@linvatec.com  
 www.linvatec.com